

SKIN TWIN

FEATHERWEIGHT FOUNDATION

Breathable, buildable coverage with hyaluronic acid to visibly plump the skin.
It's your match made in makeup.



With 18 buildable shades, it's never been easier to find your true color.

I. START WITH YOUR SHADE CATEGORY


It's simple—just pick the model closest to your skin tone.




FAIR



LIGHT



MEDIUM



TAN




DARK



DEEP

2. FIND YOUR SHADE

Once you know your category, there are only a few shades to choose from and they go in numerical order. So, once you have your category it's easy to know which shades are lighter or deeper to choose the hue closest to your skin tone:



3. MEET YOUR SKIN TWIN MATCH

To test your match, apply a small amount along your jawline, just below the ear. Testing on this spot allows you to see which shade blends best between your face and neck. To compare shades, apply them side by side—the one that disappears is your Skin Twin!

Tip: it's best to wait for the product to dry on your skin before evaluating the shade match.

Need more help finding your best match? Check out [this video](#) for tips from Chief Artistic Officer Christy Coleman.

BEAUTYOUNTER

MEET YOUR SKIN TWIN MATCH

SKIN TWIN	TINT SKIN	YOUR SKIN
Fair 110		Very fair ivory with cool undertones
Fair 150	Porcelain	Fair porcelain with neutral undertones
Light 210	Linen	Light linen with neutral undertones
Light 230		Light beige with golden undertones
Medium 310		Medium beige with neutral undertones
Medium 340	Sand	Medium sand with neutral undertones
Medium 350	Honey	Medium honey with golden undertones
Tan 410		Medium tan caramel with neutral undertones
Tan 420		Medium tan tawny with golden undertones
Tan 440		Medium tan walnut with neutral undertones
Tan 450		Dark Tan almond with warm undertones
Tan 460		Dark Tan toffee with golden undertones
Dark 510		Dark nutmeg with neutral undertones
Dark 520	Chestnut	Dark chestnut with warm undertones
Dark 550	Mocha	Dark mocha with golden undertones
Deep 620		Deep maple with golden undertones
Deep 630	Cocoa	Deep cocoa with warm undertones
Deep 650	Espresso	Deep espresso with neutral undertones